



NOTE:
THIS CONCEPT PLAN IS INDICATIVE ONLY. EXACT LAYOUTS,
SCOPE AND COLOURS ARE SUBJECT TO DETAILED DESIGN.

LEGEND

- RESERVE BOUNDARY


... EXISTING BOLLARDS


1 SOCIAL AREA (CONCRETE)
COMPRISING A SHELTER, PICNIC / BENCH SEATING,
BARBEQUE, DRINKING FOUNTAIN AND BINS.


2 PLAYGROUND
FOR VARIOUS AGES. WITH SWINGS AND A
COMBINATION UNIT FOR CLIMBING AND SLIDING -
ON SOFTFALL SURFACING. ROCKS AND ROCK
EDGING WILL PROVIDE PLAY OPPORTUNITIES AND
INFORMAL SEATING.
- 3 NATURE PLAY AREA
WITH TREES, PLANTS, ROCKS AND LOGS.


4 BASKETBALL HOOP
PAVED AREA (CONCRETE) WITH SEAT.

5 CONCRETE PATHS

6 EXISTING DRAIN RESERVE
POTENTIAL TREE PLANTING MAY BE CONSIDERED
AS SEPARATE / FUTURE PROJECT- SUBJECT TO
MELBOURNE WATER DISCUSSIONS AND APPROVALS.
-  PROPOSED CANOPY TREES
PREDOMINANTLY NATIVE SPECIES

 GARDEN BEDS
WITH PREDOMINANTLY NATIVE PLANTS

 GRASS

 BENCH SEATS